

Student Name: _____

Reading Level: _____



WCS Entering 1st and 2nd graders Summer Reading (Noncontrolled)

Reading is a year-round activity for everyone at Wissahickon Charter School! Studies have proven that children need to continue to read over the summer to maintain their progress.

Summer Reading


1. **Students continue to practice their phonics skills at their level** - Students should complete **2-3 pages from their phonics packet per week** (this is the first half of summer reading packet).
2. **Read texts on their reading level for 15 minutes per day** - Use the attached guide to find books that your child can read on their reading level. You can use the book lists to purchase or borrow books from the library, and you can also access leveled books for free on MackinVia and Epic (use directions in the guide).
3. **Read aloud to your child at least once a day** - When reading aloud to your child some helpful tips include:
 - Select fiction and nonfiction texts that include a variety of topics that are of interest to your child.
 - Stop and talk about the illustrations on the cover and on each page.
 - Discuss words as you read. Stop and talk about an interesting word and use it in context for your child to understand the meaning.
 - Ask your child to describe the main character, the problem and solution, and the lesson of the stories you read.

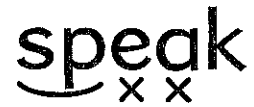
Noncontrolled Phonics Packet


Name _____

Phonetic Skill 5: When two vowels are adjacent, the second vowel is silent, and the first vowel is long.

Lesson 50: Phonetic Skill 5

1. Work, left to right, under the word, marking Blends and vowels:  x x .



2. When vowels are adjacent, mark the second one silent: .



3. Mark the first vowel long: .



4. Read the word.

Prove and read these words, using Phonetic Skill 5. The first two have been done for you.





fruit

boat

green

snail

suit

float

train

sweep

glue

foam

brain

street

blue

Name _____

Phonetic Skill 5: When two vowels are adjacent, the second vowel is silent, and the first vowel is long.

Lesson 50: Phonetic Skill 5

Prove and read these words. The first word has been done for you.

seen
x x

glee

heal

eat

sprain

rain

faint

gray

plain

true

meat

seat

gloat

dream

sail

play

strain

leap

speak

toe

tee

scream

groan

doe

Name _____

These diagrams will help you memorize the nine most common adjacent vowels.

Lesson 50: Phonetic Skill 5


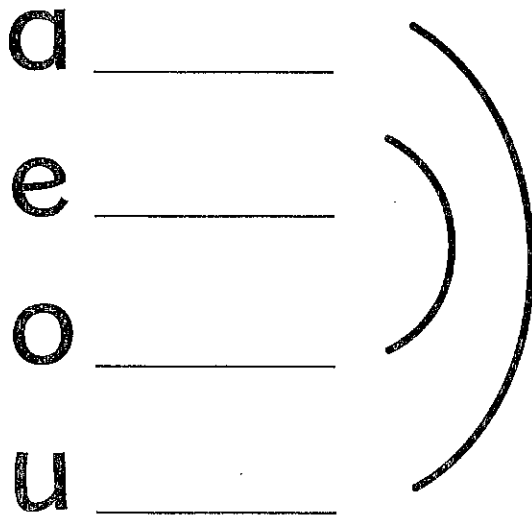
To help remember beginning and middle adjacent vowel sounds, put an *i* next to the top and the bottom vowel and an *a* next to each of the two inside vowels. To help remember middle and ending adjacent vowel sounds, begin at the star and go up, adding an *e* after each of the bottom four vowels and a *y* at the top, next to the *a*. When you are finished, it should look like this:

Beginning/Middle Adjacent Vowels

ai
ea
oa
ui

Middle/Ending Adjacent Vowels

ay
ee
oe
ue
ie



Name _____

These diagrams will help you memorize the nine most common adjacent vowels.

Lesson 50: Phonetic Skill 5


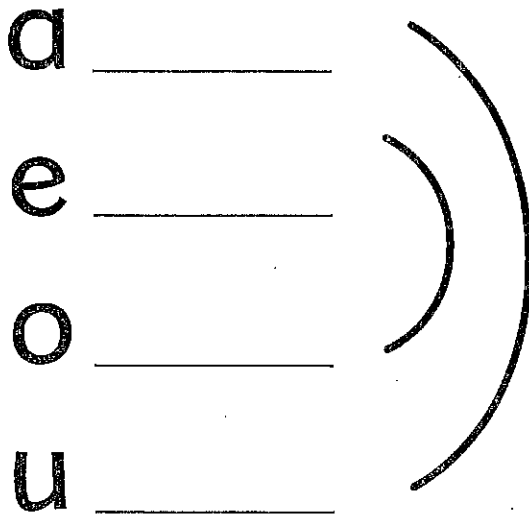
To help remember beginning and middle adjacent vowel sounds, put an *i* next to the top and the bottom vowel and an *a* next to each of the two inside vowels. To help remember middle and ending adjacent vowel sounds, begin at the star and go up, adding an *e* after each of the bottom four vowels and a *y* at the top, next to the *a*. When you are finished, it should look like this:

Beginning/Middle Adjacent Vowels

ai
ea
oa
ui

Middle/Ending Adjacent Vowels

ay
ee
oe
ue
ie



Name _____

This exercise provides practice proving words using all five Phonetic Skills and Special Vowel Combinations.

Lesson 50: Phonetic Skill 5

Each word on this page uses one of the five Phonetic Skills or a Special Vowel Combination. Prove and read each word.

stop

wall

dog

went

stay

go

me

hill

goat

bone

tell

meat

trail

crop

rain

stomp

west

feet

flame

stripe

stale

troll

seat

fruit

we

kite

toe

Name _____

This exercise requires you to decode the words to decide if they have a long or short sound and then sort the words.

Lesson 50: Phonetic Skill 5

Prove and read the words at the bottom of the page. Write the word under "LONG" if the vowel has a long sound. Write the word under "SHORT" if the vowel has a short sound. The first word is done for you.

LONG

SHORT

	gum

gūm*

tie

lamp

sail

trip

tree

frog

cake

desk

smoke

Name _____

There are many ways to spell words with the ending sound /k/. Here are two ways: *ke* and *k*.

Lesson 52: Spelling with -K

Silent *e* words end in *ke*. Prove and read the following words. The first word is done for you.

rake

like

snake

brake

smoke

make

Adjacent vowel words end in just *k*. Prove and read the following words. The first word is done for you.

week

speak

leak

oak

beak

mEEK

Single-syllable words that have an *-nk* Special Vowel Combination or have *l* as an additional guardian end in *k*. Prove and read these words. The first two have been done for you.

pink

milk

trunk

bunk

drink

silk

Name _____

There are many ways to spell words with the ending sound /k/. Here are two ways: *ke* and *k*.

Lesson 52: Spelling with -K

Each of the words below ends in a /k/ sound. Finish the words by adding *k* or *ke*. Read the words. Underline adjacent vowel words. Circle silent e words. Put a box around words with a Special Vowel Combination. Be sure to mark all of the words. The first three words have been done for you.

jōke
x x

sink
x

mēek
x x

win__

fā__

spea__

trun__

strea__

quā__

Write a sentence, using either a word ending in *k* or *ke*. Then read the sentence.

Name _____

When Digraphs join with the three Blend letters L, R, and S, they form Digraph Blends. The sound of the Digraph *ch* changes from /ch/ to /k/ in a Digraph Blend.

Lesson 53: Digraph Blends

Prove and read the words below. The nonsense words may sound like real words.

Digraph Blends

shr = shr

thr = thr

phl = ^fphl (fl)

phr = ^fphr (fr)

chl = chl (cl)

chr = chr (cr)

sch = sch (sc)

shrimp

thrust

phlox

phrase

*chlock

chrome

scheme

shrub

throne

*phlun

*phrate

*chlod

*chrom

*schat

Name _____

This exercise provides practice identifying Digraph Blends.

Lesson 53: Digraph Blends

Color each of these Blend boxes a different color.

thr

shr

phr

phl

sch

chr

Prove and read each word below. Then underline it with the color used above for that Digraph Blend. The first three words have been proved for you.

throat

shred*

phrase^f_x^z

phlox

throne

scheme

shrug

thrust

three

shrimp

chrome

shrine

thrash

shrub

Name _____

To add a suffix to words containing adjacent vowels (Phonetic Skill 5 words), simply add *-ing*.

Lesson 55: Adding Suffixes to Phonetic Skill 5

Prove and read the words below. Write each word two times, adding *-ing*. Underline each suffix. The first word has been done for you.

rā|n
x*

raining raining

leap

speak

paint

sail

dream

scream

sweep

Name _____

This exercise provides practice adding the suffixes *-ing*, *-ed*, *-er*, and *-est* to words.

Lesson 55: Adding Suffixes to Phonetic Skill 5

Prove each word below. Then write the word, adding the suffix *-ing*. Underline the suffix. The first word has been done for you.

hit

hitting

joke

seek

Prove each word below. Then write the word, adding the suffix *-ed*. Underline the suffix.

hum

stripe

Prove each word below. Then write the word two times. Add the suffix *-er* to the first word you write, and add *-est* to the second word you write. Underline each suffix.

big

small

Name _____

This exercise provides practice identifying the sounds of *gh* in words.

Lesson 57: Sounds of *GH*, *IGH*, and *IGHT*

When *gh* comes at the beginning of a word, it has the sound /g/, as in ghost.

When *gh* comes at the end of a word, it sometimes has the sound /f/, as in laugh.

In most words, *gh* is silent. When *i* comes before *gh*, the *i* has the long sound, as in sigh and sight.


Prove and read the *gh* words below.

bright sigh

flight ghost

light night

Circle the *gh* words in the road signs below.



Name _____

Y has many jobs. Job 1: Y can be a consonant. Job 2: Y can have the sound of short *i*.

Lesson 59: Many Jobs of Y

Job 1: Y is a consonant when it begins a word. Prove and read the following words.

yēs^{*}
x

yet

yam

yell

yoke

yeast

Job 2: Y can have the sound of short *i* when it follows Phonetic Skill 1 or 2. Prove and read the following words.

hȳm^{*}^{*}
x

Syd

*pyn

Lynn

crypt

*thymp

When *y* follows *c* or *g*, it makes a rainbow. Prove and read these rainbow words containing *y*.

cȳst^{*}^{*}
x

gym

Cyd

*gysk

Name _____

This exercise provides practice reading words with y.

Lesson 59: Many Jobs of Y

Choose the correct word from the following list to complete each sentence. The first sentence has been done for you.

play my pay fly
by day stay Try

1. Can you come to my home?
2. Will you _____ 10 cents for some gum?
3. The plane can _____ fast.
4. I can _____ at Cyd's house.
5. The bright sun made it a very hot _____.
6. You must _____ in your seat.
7. _____ to hit the ball.
8. I will go _____ the pet shop on my way home.

Name _____

When an *r* follows a vowel, it changes the sound of that vowel. The combination is called a Murmur Diphthong. The sound of the *ar* Murmur Diphthong is /ar/. It sounds like the name of the letter *r*.

Lesson 76: Murmur Diphthong AR

Mark the rest of the first row of *ar* Murmur Diphthongs. Then write and mark a whole new row of *ar* Murmur Diphthongs. Say the sound of each Murmur Diphthong as you write it.

ar ar ar ar ar ar

Prove and read these *ar* Murmur Diphthong words. The first word has been done for you.

carp

scarf

sharp

star

tart

lard

cart

harp

smart

start

harm

farm

Name _____

This exercise provides practice adding suffixes to words with the Murmur Diphthong AR.

Lesson 76: Murmur Diphthong AR

Prove and read each word listed at the left. Write it again two times to the right, adding *-ing*. Underline the suffix. Then read the new word.

park
x

parking parking

star

mark

harm

start

Copy the sentence below. Then read the sentence.

Will Mark start parking the car?

Write a sentence, using another Murmur Diphthong *ar* word with a suffix added to it. Then read the sentence.

Name _____

This exercise provides practice reading sentences containing words with Murmur Diphthong AR.

Lesson 76: Murmur Diphthong AR

Read each sentence. Choose the correct word to write in the space to make the sentence complete. The first sentence has been done for you.

Where did Jeff park his car?

lark
park
spark

The cat is in the _____.

barn
star
charm

I put the box in the _____.

farm
start
cart

Carla made a nice _____ for her mom.

card
smart
harp

Does the tree have a _____ on top?

barn
part
star

The _____ was filled with plants and trees.

yard
carp
shard

Name _____

The sound of the *or* Murmur Diphthong is /or/, just like the little word *or*. Put an x under the o, and arc the o and r together.

Lesson 77: Murmur Diphthong OR

Mark the rest of the first row of *or* Murmur Diphthongs. Then write and mark a new row of *or* Murmur Diphthongs. Say the sound of each Murmur Diphthong as you write it.

or or or or or or

Prove and read these *or* Murmur Diphthong words. The first word has been done for you.

storm

stork

torn

horn

cord

for

corn

born

dorm

Write a sentence with an *or* Murmur Diphthong word. Then read the sentence.

Name _____

This exercise provides practice reading sentences containing words with Murmur Diphthong OR.

Lesson 77: Murmur Diphthong OR

Read each sentence. Choose the correct word to write in the space to make the sentence complete. The first sentence has been done for you.

Bess was in a bad storm.

horn
storm
for

Use a _____ to eat the roast.

fork
cord
torn

Where were you _____ ?

worn
corn
born

Dad cuts his _____ off the cob.

cord
corn
dorm

Honk the _____! It's time to leave!

horn
stork
port

A _____ has big wings.

fort
torn
stork

Name _____

The Murmur Diphthongs *er*, *ur*, and *ir* all have the same sound. They all say /er/, as in *her*, *fur*, and *sir*.

Lesson 78: Murmur Diphthongs *ER*, *UR*, and *IR*

Mark the rest of the first row of *er*, *ur*, and *ir* Murmur Diphthongs. Then write and mark a whole new row of them. Say the sound of each Murmur Diphthong as you write it.

er er er *ur ur ur* *ir ir ir*

Prove and read these Murmur Diphthong words. The first word has been done for you.

verb *stern* *turn*

clerk *herd* *burst*

curb *burn* *dirt*

skirt *first* *twirl*

Write a sentence with an *er*, *ur*, or *ir* Murmur Diphthong word. Then read the sentence.

Name _____

This activity provides practice proving and reading words with Murmur Diphthongs *ar*, *or*, *er*, *ur*, and *ir*.

Lesson 78: Murmur Diphthongs *ER*, *UR*, and *IR*

Prove and read the following words. Each word contains one of the five Murmur Diphthongs. The first word has been done for you.

storm

born

shirt

girl

burst

corn

star

cart

smart

perk

fur

her

hurt

cord

stir

Write a sentence, using any of the Murmur Diphthong words. Then read the sentence.

Leveled Reading

Recommended Books for Rising 1st & 2nd Grade By Level

Daily reading helps students retain their literacy skills over the summer! Aim for 10-15 minutes a day. Use these lists to find books for your child to read over the summer, based on the level recommended by their teacher. These books are available for purchase on Scholastic or Amazon, as well as at your local Free Library.

Level I Book List : <https://www.scholastic.com/teachers/teaching-tools/book-lists/guided-reading-level-i-list.html>

Level J/K Book List:

<https://www.scholastic.com/teachers/teaching-tools/book-lists/guided-reading-levels-j-k-book-list.html>

Level L/M Book List:

<https://www.scholastic.com/teachers/teaching-tools/book-lists/guided-reading-levels-l-m-book-list.html>

Level N Book List:

<https://www.scholastic.com/teachers/teaching-tools/book-lists/guided-reading-level-n-book-list.html>

Level O/P Book List :

<https://www.scholastic.com/teachers/teaching-tools/book-lists/guided-reading-levels-o-p-book-list.html>

Accessing Leveled Books through MackinVia

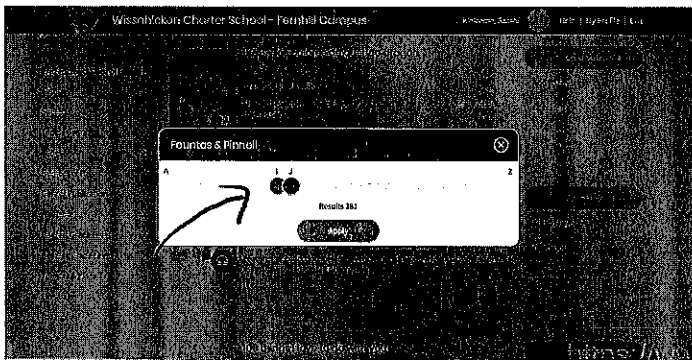
You can also access leveled books for free using our MackinVia account (see log in instructions below. To search for leveled books, choose Advanced Search, then click on Fountas & Pinnell.

The screenshot shows the MackinVia website interface. At the top, the header includes "Washtenaw Charter School - Farmhill Campus" and "Welcome, Sarah!". Below the header is a navigation menu with options like "Home", "About Us", "Contact Us", "Log Out", "My Profile", and "Help". The main content area displays search results for books. On the left, there is a sidebar with search filters: "Advanced Search", "Author", "Subjects", "Topic / Genre", "Series", "Number of Pages", "Date of Publication", "Available", "Interest Grade Level", "Reading Grade Level", "Fountas & Pinnell" (circled), "Language", "Ratings", and "More". The search results list three books:

- 1, 2, 3 y los colores de querido dragón** by Mikki Margret. Available: 8 / 9 - eBook. Simple, repetitive text follows Dear Dragon as he counts a variety of different-colored cars. Rating: ★★★★★.
- 100 events that made history: memorable moments that shaped the modern world** by Robert Core. Available: 3 / 10 - Audiobook. Features a collection of 100 events that profoundly impacted history from assassinations to the fall of Jerusalem. Rating: ★★★★★.
- 100 things I love to do with you** by Scholastic Kids. Rating: ★★★★★.

Each book entry includes a "View Book" button, "Add To Favorites", and "Checkout" options.

Use your cursor to select your child's level, then click apply.



Choose from the list - the books can be read on the platform.

Wissahickon Charter School - Farnhill Campus

Welcome, Sarah! Help My Profile Exit

All Resources 15 ▼ / result 1-35 of 86 Resource A-Z

Home Groups Categories eBooks Databases Audiobooks Links

Your Filters Fountas & Pinnell K-K Clear All Filters Advanced Search Author Subjects Topic / Genre Series Number of Pages Date of Publication Available Interest Grade Level Reading Grade Level

Amphibians
Schwartz, Kar
Available: 2 / 5 - eBook
Describes the defining characteristics, habits, and behavior patterns of amphibians. Includes color photographs, a glossary, and further reading sources.
More Info
★★★★☆

Barack Obama
Clip, Career Lesson
Available: 10 / 10 - Read-Along
Describes the childhood, upbringing, education, and political career of Barack Obama. Features color photographs, a timeline, facts, a quiz, a glossary, and quotes.
More Info
★★★★☆

Barack Obama
Clip, Career Lesson
Available: 6 / 6 - Read-Along
Describes the childhood, upbringing, education, and political career of Barack Obama. Features color photographs, a timeline, facts, a glossary, and quotes.
More Info
★★★★☆


Buttons: Bookmarks, Add To Favorites, Checkout

Accessing Leveled Books through Epic


Epic is free for all and doesn't require a class code. Go to <https://www.getepic.com/>.

code. Go to


1. Choose "I'm a kid"



2. Choose "Free time."

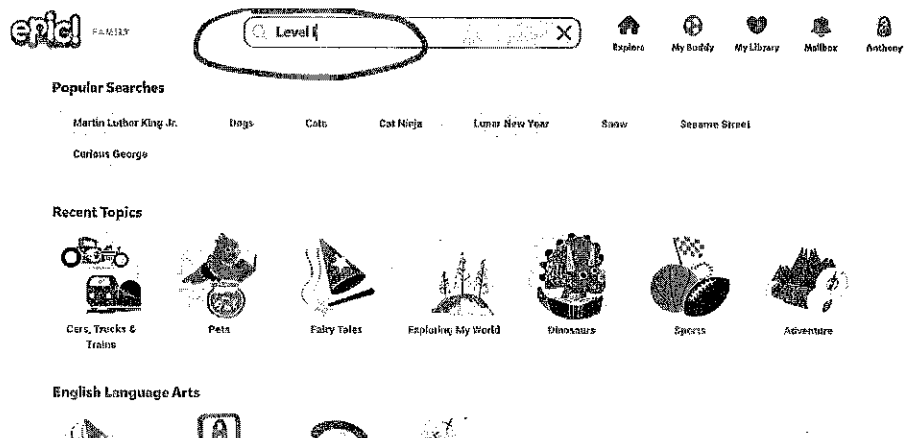


3. If you don't already have a family account, click sign up to an account using your personal email. Your child will use email to log in.



create this

4. To find books on your child's level, type in the level in the search bar.





→ [CLICK HERE](#) to watch a video tutorial about Summer Reading on MackinVIA!

Our digital platform **MackinVIA** gives families FREE access to hundreds of e-books and audiobooks. It is also where you will find your summer reading materials. Follow the directions below to log in and [watch the video](#) to locate your resources.

MackinVIA App	MackinVIA Website
On your tablet or phone, search "mackinVIA" on iTunes, Google Play, or your app store	On a laptop or computer, go to wcs1.mackinvia.com

HOW TO LOG IN

- All student email addresses are formatted as follows:
 - `firstname.lastname.aw(graduationyear)@wissahickoncharter.org`
 - Example: harry.potter.aw2020@wissahickoncharter.org
- **Awbury only:** Use the following format to log in:
 - Entering 2nd grade - firstname.lastname.aw2030@wissahickoncharter.org
 - Entering 3rd grade - firstname.lastname.aw2029@wissahickoncharter.org
 - Entering 4th grade - firstname.lastname.aw2028@wissahickoncharter.org
 - Entering 5th grade - firstname.lastname.aw2027@wissahickoncharter.org
 - Entering 6th grade - firstname.lastname.aw2026@wissahickoncharter.org
 - Entering 7th grade - firstname.lastname.aw2025@wissahickoncharter.org
 - Entering 8th grade - firstname.lastname.aw2024@wissahickoncharter.org
- **Fernhill only:** Use the following format to log in:
 - Entering 2nd grade - firstname.lastname.fh2030@wissahickoncharter.org
 - Entering 3rd grade - firstname.lastname.fh2029@wissahickoncharter.org
 - Entering 4rd grade - firstname.lastname.fh2028@wissahickoncharter.org
 - Entering 5th grade - firstname.lastname.fh2027@wissahickoncharter.org
 - Entering 6th grade - firstname.lastname.fh2026@wissahickoncharter.org
 - Entering 7th grade - firstname.lastname.fh2025@wissahickoncharter.org

o Entering 8th grade - firstname.lastname.fh2024@wissahickoncharter.org

PASSWORDS: Default is *wc123abc*. Some students may have changed their password. They should have them memorized, but if they've forgotten, simply email helpis@wissahickoncharter.org!

resources.

On your tablet or phone, visit:

www.wissahickoncharter.org